




OCTOBER



# NEWSLETTER

2021 – 2022 ACADEMIC  
YEAR





**Here's what we did in  
English activities...**





# OCTOBER VOCABULARY



## FACE AND BODY PARTS

Head  
Face  
Eyes  
Ears  
Nose  
Mouth  
Chin  
Hair  
Leg  
Feet

## NUMBERS

1-10  
10-20

## COLOURS

Red  
Yellow  
Blue  
Orange  
Purple  
White  
Black  
Brown  
Green

## BIG AND SMALL


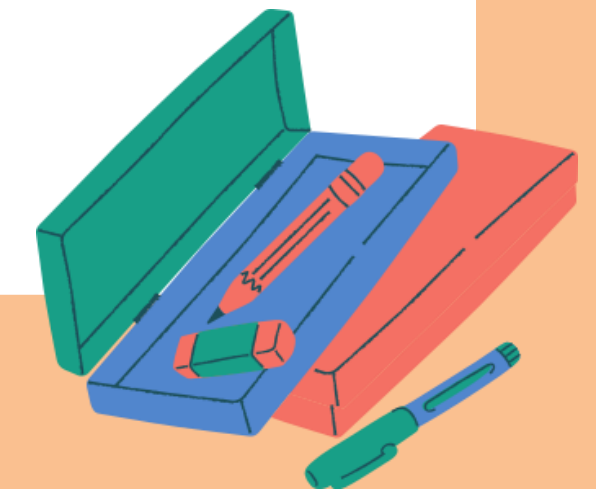

LONG AND SHORT

## DAYS OF THE WEEK

Monday  
Tuesday  
Wednesday  
Thursday  
Friday  
Saturday  
Sunday

## MONTHS OF THE YEAR

January  
February  
March  
April  
May  
June  
July  
August  
September  
October  
November  
December




# VOcabuLARY

## Halloween

- Pumpkin
- Trick or treat
- Bucket
- Costume
- Candy

## ALPHABETS

- A
- B
- C
- D



# SONGS & STORIES



**DAYS OF THE WEEK SONG**



**WHAT'S YOUR FAVORITE COLOR SONG**



**PATTY SHUKLA COLOURS  
SONG**



**I CAN SEE SOMETHING BLUE SONG**



**THIS IS ME SONG**



**PATTY SHUKLA BODY PARTS SONG**



# SONGS & STORIES



**BARBARA MILNE ALPHABET SONG**



**PETE THE CAT I LOVE MY WHITE SHOES**



**BIG AND SMALL SONG**



**LONG AND SHORT**



**Halloween numbers song**



**Knock, knock trick or treat song**





# SONGS & STORIES



HOW MANY FINGERS ON ONE HAND  
YEAR



PATTY SHUKLA SIMON SAYS SONG



MONTHS OF THE  
SONG





# SONGS & STORIES

ITS OK TO BE DIFFERENT



PHYSICAL DESCRIPTION



HEAD SHOULDERS KNEES AND TOES



SAME AND DIFFERENT FOR KIDS SONG



EVERYBODY IS DIFFERENT







# SONGS & STORIES



BEING DIFFERENT IS BEAUTIFUL  
BOOK



WHAT I LIKE ABOUT ME



BODY PARTS SONG



PARTS READ ALOUD





# COOKING

## FACE SANDWICH



Get a slice of toast bread and place a slice of cheese on the bread. Add cucumbers and black olives as eyes. To make the mouth you will need red bell peppers. Cut the tomato in half and make a nose. To finish off add lettuce as the hair. Enjoy!

-  cucumbers
-  Tomatoes
-  Lettuce
-  Cheese
-  Red peppers
-  Slice of bread







# COOKING



## TORTILLA WRAP

Give half a wrap and inside it add any of your favorite ingredients.



Cheese



Tomatoes



Cucumbers



Lettuce



# COOKING

## MOZAİK CAKE

- First you pour your 1.5 liters of milk in the pot or pan then put the 2 packages of pudding in the pan and mix it. When it starts to boil lower the heat and keep for 2 more minutes and then move it from the stove and start putting the biscuits in a wide Pyrex side by side when one row is done put some of the pudding on top until the biscuits are covered and do this layer until all your biscuits and pudding are done. When you have finished doing that, for the top decoration you can put some candy sprinkles and coconut powder. Before you eat it, its best if you keep it in the fridge for an hour or longer.



**Etibor biscuits 3 packages**



**Chocolate pudding two packages**



**1 and a half liter milk**



**Sprinkle candy**



**Sprinkle coconut powder**








# STEAM

# WITH MISS

# Juliette



*Halloween Counting Song*



*Rainbow Colors Song*

*We learned about mixing colors and made a color wheel*

*We practiced sorting and analyzing*

*We played Halloween math and science games*



*Blippi Colors Song*



# OUTDOOR ACTIVITIES



## TREASURE HUNT:

Mr. Michael hid 100 plastic balls of different colors and got the students to collect them in colors. We cleaned all the balls with disinfectant after the game.

## NATURE WALK:


We had a nature walk and collected items that fell from a tree and used them in class for arts and crafts.



# PHYSICAL EDUCATION (P.E.)



- We started developing a fitness level with the students.





SEE YOU NEXT  
MONTH!

