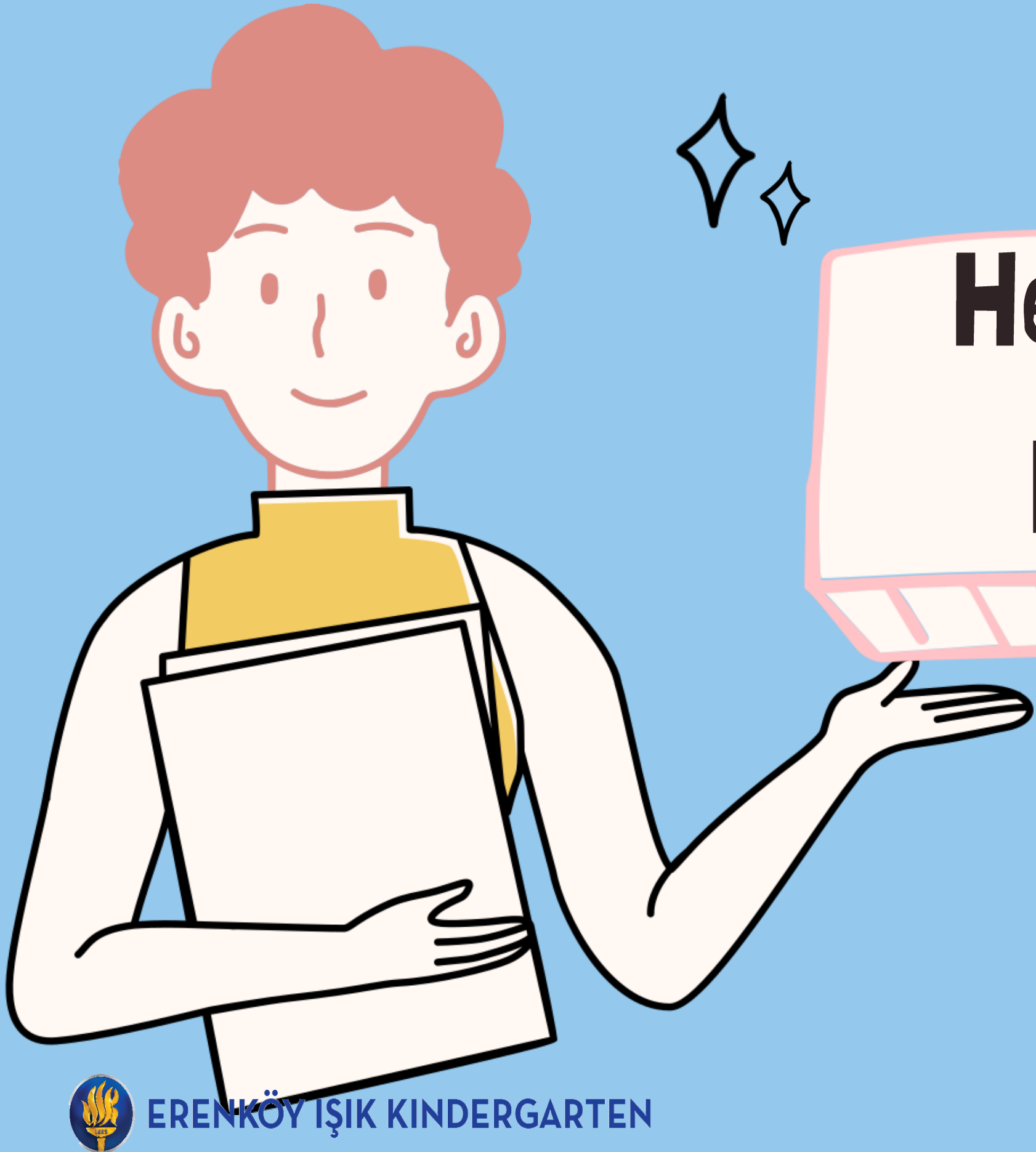


FEBRUARY

NEWSLETTER



2021 – 2022 ACADEMIC YEAR
AGE 6



**Here's what we did in
English activities...**



FEBRUARY VOCABULARY

NUMBERS 1-100



STATES OF MATTER

Solid
Liquid
Gas



OPPOSITES

Hot - cold
Loud - quiet
Big - small
Tall - short
Long - short
Day - night
In - out
Up - down
Heavy - light
On - off
Open - close
Soft - hard



SONGS & PHONICS

OPEN&SHUT SONG



LETTER G SONG



LETTER H SONG



LETTER I SONG



LETTER G GAME



LETTER H GAME



LETTER I GAME



DRAWING WITH LETTERS





STORIES & SONGS

WHAT IS A SOLID?



HOW TO MAKE OOBLECK



OIL WATER & FOOD COLORING
EXPERIMENT



100TH DAYS OF SCHOOL SONG



OPPOSITES SONG



OPPOSITES VOCABULARY



POLAR OPPOSITES READ
ALoud



COOKING

MOSAIC CAKE

Recipe:

First pour 1 liter of milk in the pot, then put the 2 packages of pudding in the pot and mix it. When it starts to boil, lower the heat and keep it for 2 more minutes and then move it from the stove and then start putting the biscuits in a wide Pyrex side by side. When one row is done, put some of the pudding on top until the biscuits are covered and do this layer until all your biscuits and pudding are done. When you have finished doing that, for the top decoration you can put some candy sprinkles and coconut powder. Before you eat it's best you keep it in the fridge for an hour.



Petite Beure Biscuits (3 packages)



Chocolate pudding (2 packages)



Milk (1 lt)



Sprinkle candy or M&M's



Coconut powder









COOKING

PANCAKES

Recipe:

Mix all the ingredients together in a bowl and then put some butter on your pan and with a help of a spoon pour some of the mixture onto the pan and when one side is cooked flip it over. When all of the pancakes are ready you can put honey or maple syrup on top.

-  1 cup of flour
-  1 cup of milk
-  1 egg
-  2/3 cups of sugar
-  Vanilla powder
-  Baking powder



COOKING

JELLY PUDDING

Recipe:

Stir until it boils on medium heat, then pour it into the mold. Put it in the fridge to cool.

After it cools you can take it out of the fridge and put a plate on top of the mold then turn it upside down so the jelly comes out of the mold and then you can cut and serve your jelly.



1 Liter of any kind of fruit juice



Sugar



3 table spoons of starch



STEAM with Miss Juliette



Greater Than Less Than Song

We Learned about Greater Than, Less Than, and Equal To!

We explored magnets!

We made magnets float, we moved magnet cars without touching them, and we played with the properties of magnets!



Greater Than Less Than Alligator Game




Greater Than Less Than Fruit Game

YOGA

with Miss

JULIE



This month in yoga we worked on deep stretching and breathing at the same time. We did some yoga songs and continued practice the poses we learned before.

GARDENING

with MS.


JULIE

- For gardening, we fed the birds in the garden, we sat outside and looked around and then draw what we saw observing the nature.
- We had a treasure hunt finding the animals hidden in the garden. And we observed the insects outside.



OUTDOOR ACTIVITIES

The students had park playtime and got to make their own activities. They chose hide and seek and ball tag versus Mr Michael.



PHYSICAL EDUCATION (P.E.)



We had running races and made our own obstacle course. The children also enjoyed throwing a ball with their partner.



SEE YOU!

