

NEWSLETTER

AGE 4

NOVEMBER, DECEMBER

PYP THEME: HOW WE EXPRESS OURSELVES



VOCABULARY

PAGE 2



We identified different emotions, talked about our feelings, and learned how to express ourselves, including our needs and wants, through arts, games, verbal expression, and exploration. We also learned all about nature, culture, beliefs, and values to reflect on, explore, and extend our creativity.



COOKING

PAGE 8



THE ENGLISH ACTIVITIES WE ENJOYED

PAGE 5




P.E AND DMB WITH MR. MICHAEL

PAGE 10



PAGE 1





VOCABULARY



FEELINGS

Happy
Sad
Angry
Scared
Surprised

WINTER-THEME RELATED TERMS

Snow
Star
Snowman
Snowball
New-Year



SEASONS

Summer
Winter
Spring
Fall

SHAPES

Rectangle
Triangle
Square
Circle



SONGS



THIS IS A
HAPPY FACE



"HOW ARE
YOU?" SONG



"FEELINGS ARE
FEELINGS" SONG



HICKORY
DICKORY DOCK



FEELINGS /
WORD POWER
SONG



TWINKLE BUILDS
A SNOWMAN



"I AM A LITTLE
SNOWMAN"
SONG




ENGLISH ACTIVITIES THAT WE ENJOYED WITH MISS DUYGU;


A. STORY O'CLOCK



THE CLOUD BOOK



GLAD MONSTER, SAD MONSTER




THE BIGGEST SNOWMAN EVER



MAYBE SOMETHING BEAUTIFUL



THE COLOR MONSTERS



WHO PAINTED A BLUE HORSE



B. WINTER - THEMED ARTS AND CRAFTS

SNOWMAN CRAFT

We decorated our snowman with buttons, glitter, cotton, and other different materials.



SENDING POSTCARDS FOR THE NEW YEAR

After we decorated our Christmas tree, we designed some “New-Year Postcards” to send our friends from Poland for an e-twinning project.

SEASONS DRESSING GAME

We played an online dressing game to choose a character and help them dress according to the chosen seasons.





C. "FEELINGS" RELATED ACTIVITIES



FEELINGS PUZZLE ACTIVITY

We made puzzles to practice the vocabulary items related to the theme "Our Feelings".

ANIMALS FEELINGS GAME

We used fun clip cards to learn about feelings and animals while developing our fine motor skills! We used clothespins to find the matching emotion at the bottom of each card.



FEELINGS PLAYDOUGH ACTIVITY

We listened to the song "Feelings and Emotions" by Fun Kids English, then we danced and played a feelings guessing game. Finally, we made happy, angry, sad, sleepy, and energetic faces with the help of playdough.

D. "SHAPES" RELATED ACTIVITIES



TRACING ACTIVITY

We listened and danced with the song "Dancing Shapes", then we traced the shapes such as circle, square, heart, and star to learn more deeply.



"PUT THE FISH IN THE AQUARIUMS" GAME

We had fish in different shapes and aquariums for each shape. We put the fish in the correct aquarium to practice the basic shapes.

MATCH THE SHAPES ACTIVITY

We had shapes in different styles, colors, and patterns in a worksheet and we found the correct option for each shape and matched them.



LET'S MAKE A TRAIN!

We listened to the song "Bob the Train" and created our own train using different shapes.



2024



E. NEW-YEAR'S THEMED ACTIVITIES

THE GINGERBREADMAN HOUSE DECORATION ACTIVITY

We watched the story of a gingerbread man before we decorated its house. To decorate the house, we used the symbols of the new year, which are snowmen, Santa Claus, reindeer, and more...



PLAYDOUGH TIME WITH THE NEW-YEAR'S THEME

We used different colored playdough to create the Beard of Santa, put accessories on the snowman, and designed the New Year's presents while learning new vocabulary items related to the New Year's theme.

"DECORATING A NEW YEAR TREE" ACTIVITY

We created a New Year tree with our handprint designs and made it colorful to brighten up our tree with New Year decorations.



COOKING WITH MISS DUYGU

FACE COOKIES



We mixed all the ingredients in a bowl and then shaped them into small ball-shaped pieces. To make a face, we put M&M's on top (eyes, nose, mouth).

LEARNING ABOUT "SPICES"

We learned about spices such as vanilla, mint, cinnamon, salt, sugar, jam, honey, and lemon by tasting or smelling them.



FACE SANDWICH



We made our own face sandwich by using cucumbers, tomatoes, olives, peppers and lettuce as parts of our face (eyes, nose, ears, mouth).



CHILD CENTERED LEARNING WITH MISS ECE

TRACE THE SHAPES

Students traced the shapes such as triangle, circle, and square with the help of Miss Ece.



COLOR THE "TOYS"

Students colored the toys coloring page and learned the name of some of the toys that they have, such as a teddy bear, robot, or doll.



CREATE A COLORFUL NEW YEAR TREE ACTIVITY

Students decorated their New Year tree with stars, New Year ornaments, and presents.



P.E. AND ENGLISH WITH MR. MICHAEL



COORDINATION

We had a lot of fun playing ball games in order to improve our hand eye coordination.



TEAMWORK

We tried to improve our teamwork by playing games that help boost teamwork.



FITNESS

We carried on developing our fitness level with the students.



SNAPSHOTS



SNAPSHOTS - 2

