



NEWSLETTER

2021 –2022 ACADEMIC YEAR
AGE 6
APRIL NEWSLETTER



ERENK Y IŞIK KINDERGARTEN



FEYZİYE
MEKTEPLERİ
YAKRI-1999



Here's what we did in English
activities...



APRIL VOCABULARY

CONTINENTS

ASIA
AFRICA
EUROPE
NORTH
AMERICA
SOUTH
AMERICA
AUSTRALIA
ANTARTICA

AROUND THE WORLD

CONTINENTS
COUNTRY
CITIES
FLAG
CULTURE
FOOD
DANCE
FESTIVAL
CARNIVAL
MASKS

ANIMALS AROUND THE WORLD

KANGAROO
QUALA
PENGUIN
GIRAFFE
PANDA
POLAR BEAR
WOLF
PARROT
TUCAN
SLOTH
ELEPHANT

EARTH DAY

EARTH
RECYCLING
WATER
GARBAGE
SAVE WATER
OCEAN
CLEAN
DIRTY



SONGS & STORIES

DAYS OF THE WEEK SONG



WEATHER SONG



WEATHER VOCABULARY



SEASONS SONG



SEASONS SONG 2



SEASONS VOCABULARY





SONGS & STORIES

DAYS OF THE WEEK RAP



STEVE AND MAGGIE WEATHER



ANIMAL SONG



PEPPA PIG CHILDREN'S FESTIVAL



WILD ANIMALS STORY



CARNIVAL SONG





SONGS & STORIES

CONTINENTS SONG



CONTINENTS VOCABULARY



COUNTRIES SONG



EARTH DAY



SAVE THE EARTH SONG




REDUSE REUSE RECYCLE SONG





PHONICS



THE LETTER S SONG



THE LETTER R SONG



THE LETTER T SONG



THE LETTER U SONG



COOKING

How to make easy lavash bread:

Ingredients:

- 1 package of lavash
- 1 package of cinnamon
- 3 table spoons of sugar
- 100gr butter

First of all take your lavash and spread some melted butter on top. Secondly mix the sugar and cinnamon up and with a help of a spoon spread it on top of the lavash with the melted butter on it.

Do this with all of the lavash you have by placing them on top of each other. After you have done that put it in a 180 degrees heated oven for 5-10 min. When it's heated and ready to serve you can cut it into slices.





COOKING



Easy Cocktail sandwiches:

INGREDIENTS:

- 1 package of toast bread
- 1 package of sliced cheese
- 20 tomatoes (1 for each ss)
- 1 small box of tooth picks

Teacher gives each ss a slice of bread. Each ss will cut their bread into 4 pieces with the bamboo knives. Then the teacher will put all the ingredients in the middle of the table so each ss can put the ingredients they desire. Lastly they will stick the tooth picks on their cocktail sandwiches.



COOKING

How to make Powder Sugar and Ginger Cookies:

Ingredients:

- 250 gram butter
- 1 cup of powder sugar
- 1 egg
- 1 package of vanilla
- 1 package of baking powder
- 3 ½ cups of flower
- 1 tea spoon of ginger

First melt your butter and pour it in a bowl. Then add the powder sugar and egg and mix it. Secondly put your flour and mix it again. Thirdly put your vanilla, baking powder and one tea spoon of ginger and mix all the ingredients. Lastly you will take small pieces of the cookie dough and make them into small ball shapes and put them on the tray to cook at 170 degrees oven for 15min. After cooked you can sprinkle powder sugar on top.



Steam with Miss Juliette

We measured weight and learned about heavy and light!

We learned about the water cycle!

We learned about the different types of clouds and painted them!

We engineered and designed our own buildings using plates and cups!



Count to 100



Heavy and Light
online game




Greater than less
than equal to song



YOGA and GARDENING

with Miss JULIE

ee



This month we learned new yoga songs from Bari Koral, improved our flexibility with deeper stretching and learned new yoga poses. We also worked on deeper breathing and relaxation.

In the gardening class we looked for insects and interesting plants in the garden with our magnifying glasses, for the 4th of April, with the help of the primary school kids, we talked about street animals and how to help and protect them.

We also did the spider web game to learn how hard it is for a spider to build her home and finally we made balls of soil and seeds brought by the kids to school so that they can bring it home.



OUTDOOR ACTIVITIES




During the short month we played sack races and Duck Duck Goose. Fun was had by all.



PHYSICAL EDUCATION (P.E.)

We concentrated on running races and games. The students picked their own partners and competed against them. It was fun for everyone.





SEE YOU NEXT MONTH !



ERENKÖY IŞIK ANAOKULU



FEYZİYE
MEKTEPLERİ
VAKFI • 1885 •