


2022-2023 ACADEMIC YEAR



NEWSLETTER

AGE 4

WHO WE ARE?



Here's what
we did in
English activities






Classroom News



SEPTEMBER

VOCABULARY



COLORS

RED
YELLOW
BLUE
ORANGE
BLACK
WHITE
GREY
GREEN
PURPLE
PINK



DAYS OF THE WEEK

MONDAY
TUESDAY
WEDNESDAY
THURSDAY
FRIDAY
SATURDAY
SUNDAY


CLASSROOM RULES

SIT DOWN
STAND UP
THANK YOU
PLEASE
COLOR
CUT
STICK
WASH YOUR HANDS
LINE UP





OCTOBER



VOCABULARY

FACE PARTS

HEAD

EYES

NOSE

MOUTH

TEETH

HAIR

EARS

FIVE SENSES

SIGHT

SMELL

TASTE

TOUCH

HEARING

BODY PARTS

SHOULDERS

ARMS

HANDS

FINGERS

CHEST

STOMACH

LEGS

KNEES

FOOT

TOES





SONGS & STORIES



DAYS OF THE WEEK
SONG



WHAT'S YOUR FAVORITE COLOR
SONG



ME! SONG



THIS IS A HAPPY FACE!
SONG



STORYBOTS 'COLORS'
SONG



PARTS OF THE BODY
SONG



A COLOR OF HIS OWN
STORY



ALL ABOUT ME
STORY



RAINBOW SONG



ONE LITTLE FINGER SONG



HEAD, SHOULDERS, KNEES
AND TOES












COOKING









CHOCOLATE CHIP COOKIE

-  1/3 cup of sugar
-  3 tablespoons of butter
-  1 egg
-  1 cup of flour
-  1 bag of chocolate chips
-  1 packet of vanilla powder
-  1 packet of baking powder



Mix all the ingredients together in a bowl and put them in small ball shaped pieces onto the oven tray. Bake the cookies at 180 degrees heated oven for 15 min.

FACE SANDWICH

-  Cucumbers
-  Cherry Tomatoes
-  Lettuce
-  Cheese
-  Bell peppers
-  Slice of bread







Get a slice of toast bread and place a slice of cheese on the bread.
Add cucumbers and black olives as eyes.
To make the mouth you will need red bell peppers.
Cut the cherry tomato in half and make a nose.
To finish off add lettuce as the hair. Enjoy!



COOKING










TORTILLA WRAP

-  Cheese
-  Tomatoes
-  Cucumbers
-  Lettuce



Give half a wrap and add any of your favorite ingredients then roll it.
Enjoy.

SUGAR COOKIE

-  1/3 cup of sugar
-  3 tablespoons of butter
-  1 egg
-  1 cup of flour
-  Powdered sugar
-  1 packet of vanilla powder
-  1 packet of baking powder



Mix all the ingredients together in a bowl and put them in small ball shaped pieces onto the oven tray. Bake the cookies at 180 degrees heated oven for 15 min. Sprinkle powdered sugar on top.
Enjoy!



C.C.L

CHILD CENTERED LEARNING



Students created their own butterflies by hand printing using different colors. We also revised colors and shapes with our scavenger hunt activity which we did in class.

During our rainbow fish activity, the teacher read the book "Hooray for fish", and revised numbers, colors, and sizes. Students then colored and decorated their rainbow fish.



We also went out into the garden to collect fallen leaves which symbolize autumn. We revised seasons in class with a short animation and created our own autumn tree by sticking the dry leaves.





OUTDOOR ACTIVITIES



TREASURE HUNT

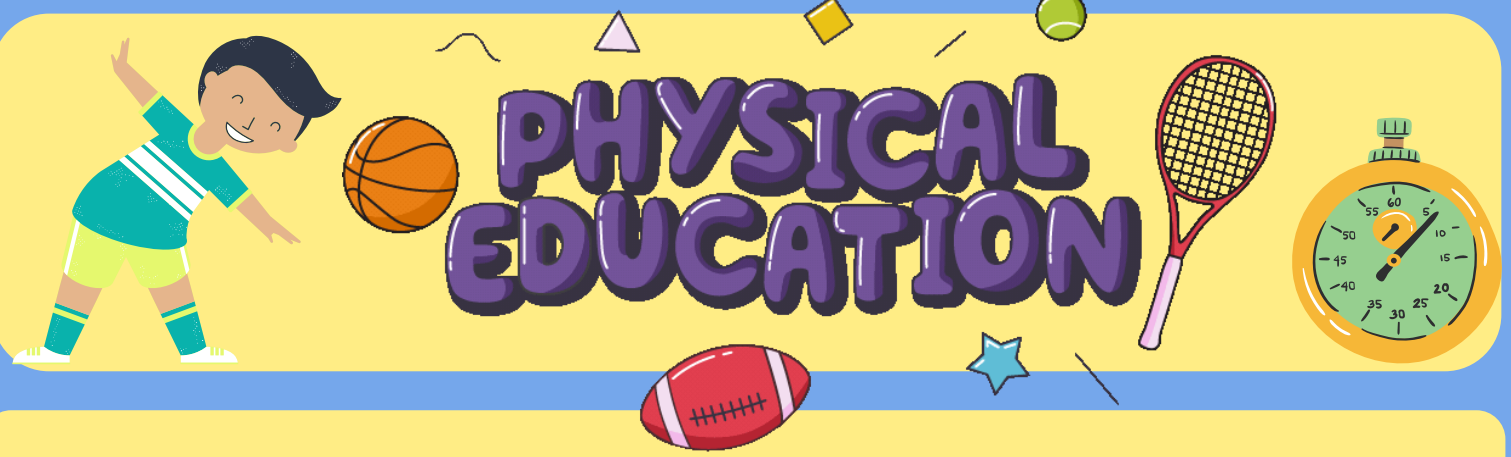
**Mr. Michael hid 100 plastic balls of different colors
and got the students to collect them in colors.
We cleaned all the balls with disinfectant after the game.**



NATURE WALK

**We had a nature walk and collected items that fell from a tree
and used them in class for arts and crafts.**





We started developing a fitness level with the students.

We also played some ice breaker games to get to know each other better.

We got to know our school grounds and the space around us.



See
you!

