

# NEWSLETTER

AGE 4

FEBRUARY, MARCH,  
APRIL

PYP THEME: HOW THE  
WORLD WORKS



## VOCABULARY

PAGE 2



We identified the world around us by learning about our animal friends, their habitats, seasons and weather. We dove into the natural world and its laws; the interaction between the natural world and the human societies. We also learned that the world around us constantly changes.



## COOKING

PAGE 8



THE ENGLISH  
ACTIVITIES WE  
ENJOYED

PAGE 5

P.E AND DMB  
WITH MR.  
MICHAEL

PAGE 10

PAGE 1





# VOCABULARY



**WEATHERS**

**ANIMALS**

**Snowy**

**Rainy**

**Cloudy**

**Sunny**

**Cat**

**Dog**

**Turtle**

**Monkey**

**Rabbit**

**Tiger etc.**



**SEASONS**

**Summer**

**Winter**

**Spring**

**Fall**



# SONGS



THE SEASONS  
SONG



"WALKING IN  
THE JUNGLE"  
SONG



"IF YOU KNOW  
ALL THE  
SEASONS" SONG



"YES, I CAN"  
SONG



"LETS GO TO  
THE ZOO"  
SONG



TWINKLE BUILDS  
A SNOWMAN



"I HAVE A  
FRIEND" SONG




# ENGLISH ACTIVITIES THAT WE ENJOYED WITH MISS DUYGU;

## A. STORY O'CLOCK



**FOUR SEASONS MAKE A YEAR**




**THE TINY SEED**





**TAP THE MAGIC TREE**



**CAT'S SEASONS**



**DRAGONS LOVE TACOS KISS GOODNIGHT SAM**





# B. SEASONS - THEMED ACTIVITIES



## I. WINTER-THEMED ACTIVITIES

### SNOWMAN BOWLING GAME

We decorated the cartoon cups as snowmen, and then, we played the bowling game with small balls. As we played the game, we counted the cups and we had a winner!



### MAKING A WINTER TREE

To create a winter tree, we collected some tiny tree branches, then we put them in the shape of a tree and finally, we used white color with cotton buds to design little snows.

### SEASONS DRESSING GAME

We played an online dressing game to choose a character and help them dress according to the chosen season.





## 2. SPRING-THEMED ACTIVITIES



### COLORFUL BUTTERFLY CRAFT

We colored the butterfly shaped pastas according to the rainbow colors and then created flying butterflies on our worksheet and talked about the beauties of spring.



### MAKING A SPRING TREE

To create a spring tree, we used our handprints as branches and tree trunks and then with our fingerprints we designed the fruits, flowers and vegetables to decorate the tree.

### PLANTING FLOWERS FOR THE SPRING

We named some of the basic flowers and listened to the song “Butterfly, Bumblebee and Ladybug”. Then we pasted them into the craft sticks. Finally we put them into the eggcup to create a planting environment.





### 3. SUMMER-THEMED ACTIVITIES



#### DRESS THE PAPER DOLLS FOR THE SUMMER

We cut and colored the paper dolls and chose the clothes we wanted to design them for the summer.



#### DESIGN A SUMMER TREE CRAFT

To decorate our summer tree, we first colored it, then we had fun creating the cherries of our tree using pom-poms and various materials.



#### BEACH BAG CRAFT

To create our beach bag, we first finished painting it, then folded it to make our origami bag and put items such as towels, slippers and sunglasses that we can use in the summer.





## 4. FALL-THEMED ACTIVITIES




### BUILD A HEDGEHOG ACTIVITY

We read the book named “The Hedgehog’s First Fall” and made our own hedgehog by cutting the leaves and coloring the coloring page.



### SCARECROW CRAFT ACTIVITY

We danced as scarecrows, had a lot of fun and did the scarecrow craft activity by cutting, pasting, coloring and developing our motor skills.



### “WHAT DO YOU SEE IN FALL?” ACTIVITY

To understand the season of fall more deeply, we had a group activity. We drew the things, items, animals we see during the fall season.





# COOKING WITH MISS DUYGU


## SEASONAL FRUIT SALAD



Miss Duygu gave each student some seasonal fruit ( ex: pear, apple, grapes, bananas etc) and let them cut it into small pieces with their bamboo knives. Then the students put their fruits into small cups so they can mix it all together and enjoy their fruit salad.

## SNOWFLAKE COOKIES

We bake snowflake cookies by mixing eggs, flour, vanilla, baking powder, sugar, butter and decorated them before we put them in the oven.



## STRAWBERRY MILKSHAKE



We cut the strawberries and bananas, once we filled the mixer with milk and water, we added the fruits to prepare our milkshake.

# CHILD CENTERED LEARNING WITH MISS ECE

## COLOR BY NUMBER SPRING THEME ACTIVITY

We did an activity about the spring theme. We colored the spring related pictures by their numbers.



## SORTING THE ITEMS GAME

We had items for different seasons and we matched them according to the seasons.



## SEASONS PLAYDOUGH ACTIVITY

We played with playdough to practice the seasons.



# P.E. AND ENGLISH WITH MR. MICHAEL



## COORDINATION

We had a lot of fun playing ball games in order to improve our hand eye coordination.



## TEAMWORK

We tried to improve our teamwork by playing games that help boost teamwork.

## FITNESS

We carried on developing our fitness level with the students.





# SNAPSHOTS





# SNAPSHOTS - 2

