

NEWSLETTER

AGE 4



PYP THEME: HOW THE
WORLD WORKS

(FEBRUARY, MARCH, APRIL)



VOCABULARY

PAGE 2



We identified the world around us by learning about our animal friends, their habitats, seasons and weather. We dove into the natural world and its laws; the interaction between the natural world and the human societies. We also learned that the world around us constantly changes.



COOKING

PAGE 10



P.E AND DMB WITH MR. MICHAEL

PAGE 12



THE ENGLISH ACTIVITIES WE ENJOYED

PAGE 5





VOCABULARY



WEATHERS

ANIMALS

Snowy

Rainy

Cloudy

Sunny

Cat

Dog

Turtle

Monkey

Rabbit

Tiger etc.



SEASONS

Summer

Winter

Spring

Fall



SONGS



THE SEASONS SONG



"IF YOU KNOW ALL THE SEASONS" SONG



"LETS GO TO THE ZOO" SONG



"WALKING IN THE JUNGLE" SONG



"YES, I CAN" SONG



TWINKLE BUILDS A SNOWMAN



"I HAVE A FRIEND" SONG




ENGLISH ACTIVITIES THAT WE ENJOYED WITH MISS DUYGU;

A. STORY O'CLOCK



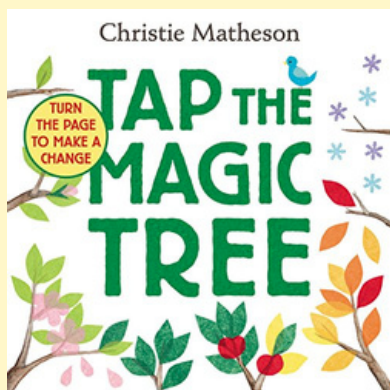
FOUR SEASONS MAKE A YEAR



THE TINY SEED




TAP THE MAGIC TREE



CAT'S SEASONS



DRAGONS LOVE TACOS KISS GOODNIGHT SAM





B. ARTS AND CRAFTS

CHEF HATS CRAFT ACTIVITY

For our spring theme, we created our own "ba ba pink sheep." The students used different materials to design and color their sheep, bringing the fun of spring to life while practicing their creativity and English vocabulary.




DESIGNING OUR OWN RAINBOW

We created a tree for each season using various materials. The students had fun designing and decorating the trees, exploring the different characteristics of each season while practicing their creativity and English vocabulary.

SUPERHERO MASK DESIGN

We dressed and colored the boy's and girl's printouts according to the seasons. The students had fun choosing outfits for each season and coloring them, learning about seasonal changes while practicing their English.





ENGLISH ACTIVITIES THAT WE ENJOYED WITH MISS DUYGU;

SEASONS RELATED ACTIVITIES



We engaged 3-year-old students with seasonal themes through fun and interactive TBL (Theme-Based Learning) activities. We engaged 3-year-old students in seasonal themes using interactive and playful TBL (Theme-Based Learning) activities. Through hands-on learning, songs, and crafts, students explored winter, spring, and autumn concepts, expanding their vocabulary and understanding of the seasons. Activities included dressing characters for different weather, creating seasonal crafts, sorting items by season, and acting out animal adaptations to climate. The students actively participated in movement games, storytelling, and sensory exploration, which helped them connect language learning with real-life experiences. Overall, the lessons were designed to be fun, educational, and developmentally appropriate.



DRESS THE ANIMALS FOR THE SEASON!



Students were tasked with dressing animals according to the seasons. They chose outfits for each animal that matched the characteristics of the different seasons, such as warm clothes for winter, light attire for summer, and layers for fall and spring. The goal was to create fun and season-appropriate looks for the animals.



DISCOVERING INSECTS AND THEIR HABITATS




In this activity, students learned about the habitats of different animals, starting with bees. They first explored where bees lived and then listened to the song "Ladybug Bumblebee." After that, they chose an insect from seven different sketches and created animal masks. Their teacher used hula hoops to represent different habitats, and students wore their insect masks to move toward the correct habitat. This fun and interactive activity helped students understand where different insects lived and how they fit into their ecosystems.



COOKING WITH MISS DUYGU

100TH DAY COOKIES



We made 100th Day cookies at school to celebrate the 100th day of the school year.

PUMPKIN SOUP

At school, we made pumpkin soup by first roasting fresh pumpkins, then blending them with sautéed onions, garlic, and other vegetables, and finally seasoning it with spices to create a smooth and delicious soup.



FLOWER PUDDING SNACK



The students made a flower pudding snack by crumbling biscuits into cups, adding pudding on top, decorating spoons with a flower template, and enjoying it after it cooled down.

CHILD CENTERED LEARNING WITH MISS MELISSA



CREATE YOUR OWN AQUARIUM: ANIMAL HABITAT CRAFT

In this activity, participants created their own aquariums by coloring and cutting out animals to place in their custom-designed habitat. They then stuck the animals onto the aquarium scene, building an underwater world filled with vibrant creatures. The activity encouraged creativity while helping them learn about animal habitats.



HABITAT STATIONS ACTIVITY

In this activity, learners color habitat outlines and match animals to their designated habitats with their group mates. They practice learner agency by choosing their own station and role, such as coloring the habitat or animals. After finishing, they conduct a gallery walk to observe other groups' work, followed by a whole class discussion to review and reflect on the habitats and animals they saw.

PENGUIN RACE ACTIVITY

The "Penguin Race" activity involves two learners competing to wrap yarn around a wooden stick as quickly as possible, promoting hand-eye coordination and fine motor skills. The game encourages a sense of community, as the audience cheers for both participants, and the teacher reinforces that "losing" doesn't exist by celebrating everyone's efforts with a high-five.



P.E. AND ENGLISH WITH MR. MICHAEL



COORDINATION

We had a lot of fun playing ball games in order to improve our hand eye coordination.



TEAMWORK

We tried to improve our teamwork by playing games that help boost teamwork.

FITNESS

We carried on developing our fitness level with the students.

