



AYAZAĐA IřIK ANAOKULU

# YAZ TATİLİ ÖNERİLERİ BÜLTENİ



# ARTS & CRAFT

## Kids Art Activities

<https://www.youtube.com/channel/UC6YxUEHobzhK2ysYEUni42w>

## Kala Kraft – Kağıttan Yaratıcı Etkinlikler

<https://www.youtube.com/channel/UCPu7BMU8vtfiNIF-TgAEjfA/videos>

## Art Craft

[https://www.youtube.com/channel/UC-PSKRWhdKau5d\\_inI7sGA/videos](https://www.youtube.com/channel/UC-PSKRWhdKau5d_inI7sGA/videos)


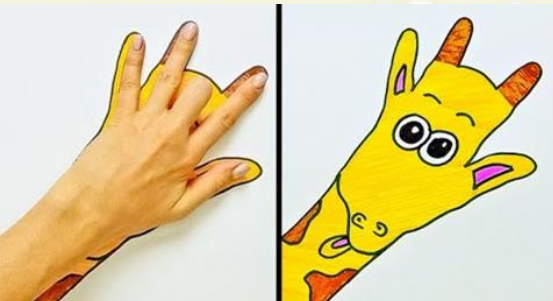
## Ellerini Kullan Yaratıcı Resimler Çiz

<https://www.youtube.com/watch?v=qJNSOte9h4I&t=1s>

## Origami Etkinlikleri


<https://www.youtube.com/channel/UCk7fXB7wMLCrWw5uujuh5xg/video>

[S](#)





# YAZI KEYİFLİ HALE GETİRECEK ETKİNLİKLER



- Salıncak ya da hamak kurabilirsin.
- Uçurtma yapabilirsin.

<https://www.youtube.com/watch?v=T0AT9oWJATo&t=2s>

- Doğa yürüyüşü yapabilirsin.
- Ağaç türlerini araştırabilirsin.
- Müze ziyareti yapabilirsin.
- Mevsim meyvelerinin çekirdeğini toprağa ekebilirsin.
- Sokak hayvanlarına yemek ve su verebilirsin.





- Bir dünya haritası edinerek ülkeleri araştırabilirsin. İlerde gezmek istediğin ülkeyi araştırıp, seçebilirsin.
- Çivi çakmayı öğrenebilirsin.
- Yürüyüş yapıp adımlarını sayabilirsin.
- Bir mektup yazıp ya da resim çizip sevdiğin kişiye gönderebilirsin.
- Pencereden bakıp ve neler gördüğünü çizebilirsin.
- Bir takı tasarlayıp ve birine hediye edebilirsin.
- Kendine özel bir selamlaşma yöntemi bulup ve sevdiklerini selamlayabilirsin.



# YOGA HİKAYELERİ

Tommy the Bedtime Turtle | A Cosmic Kids  
Yoga Adventure!

<https://youtu.be/gCLW77sABTc>



YOGA for Children - Aquatic Animals Yoga  
Poses - Yoga Practice Tutorial

<https://youtu.be/z2UQ5-cVHjs>



# OYUN VE ETKİNLİK ÖNERİLERİ



Özel Oyun Alanı



Taş Dizme



Taştan Adam




Köpükle Sanat



Çubuk Boyama

Sineklikle Sudan Oyuncak Kurtarma



Tic Tac Toe

# OYUN VE ETKİNLİK ÖNERİLERİ

Kum Havuzu



Köprü Yapımı



Çubuklardan kayıklar



Güneş Saati



Doğada Renk Arama



Deniz Kabuğu Baskı



Öykü Taşları



Taşlarla Duygu İfadeleri




Suyla Yer Boyama



Balon Tenis

Alfabe Oluşturma



Şekil Eşleştirme



# OYUN VE ETKİNLİK ÖNERİLERİ



Buzlu Boyama



Nesne Taşıma/Aktarma



Suda Nesne Yakalama




Hedefi Vurma



Buz Kırma



Bahçe Tasarlama



Eleme




Görsel Dikkat



Çamaşır yıkama/Asma



Bitkilerden insanlar



Dondurma Tasarımı



# OYUN VE ETKİNLİK ÖNERİLERİ



Sulu Hedefi vurma




Buzun İçinden  
oyuncak kurtarma



Oyuncak Yıkama

Taş Boyama Yaşam Döngüsü



Doğal Mandala



Buz Boyama



Su Düzeneği



Köpük Makinası

Hedefi İlerletme



Bitkilerden Taç



Tıraş Köpüğünden Deniz

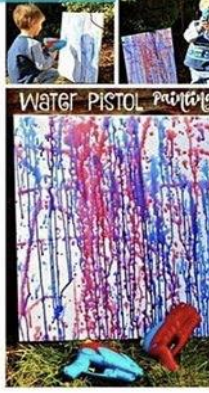


# OYUN VE ETKİNLİK ÖNERİLERİ

Dev Köpük



Su tabancası boyama



Aktarma



Gölge Çizimleri



Dev yer parkuru



Doğal Fırçalar



Taşlarla Harf Eşleştirme



Doğal Malzemelerle İsim Yazma



Köpük Baskı



Taşlarla Sayı Yazma



Doğada Renk Arama



Bitki Yetiştirme




Sayı Sayma/Sıralama



Dansla Sanat



# OYUN VE ETKİNLİK ÖNERİLERİ



Eleme



Görsel Dikkat



Buzlu Boyama



Nesne Taşıma/Aktarma



Suda Nesne Yakalama



Çamaşır yıkama/Asma



Bitkilerden insanlar

Dondurma Tasarımı



Hedefi Vurma

Buz Kırma



Bahçe Tasarlama



# OYUN HAMURLARIYLA EĞLENCELİ ETKİNLİKLER



Evimizde oyun hamuru  
yapabiliriz...

<https://www.youtube.com/watch?v=r5DQfPLvgv>

# OYUN HAMURLARIYLA EĞLENCELİ ETKİNLİKLER



Kesme Çalışmaları



Eksik Parça Tamamlama



Kenar/Köşe Kavramı



Sayı Sayma/Yazma



Dünyanın Katmanları



Serbest Oyun




Yiyecek Tasarım




Yaprak Baskı

Yaratıcı Yapılar



Doğal Malzemelerden Portre



Yapı destek Harcı

# OYUN HAMURLARIYLA EĞLENCELİ ETKİNLİKLER

## Oyun Hamurundan "Kirpi" yapımı



## Oyun Hamuru ile Mozaik Çalışması




## KİNETİK KUM YAPIYORUZ



**Malzemeler:** Geniş bir kap, 1 çay bardağı bebe yağı yada ay çiçek yağı, 4 su bardağı mısır unu

**Hazırlanışı:** Geniş bir kabın içine mısır ununu döküyoruz. Yağı ilave ederek tüm malzemeleri güzelce karıştırıyoruz. Şekil alacak kıvama geldiği zaman kinetik kumumuz hazır olacaktır. İyi eğlenceler 😊



# AKIL OYUNLARI / KUTU OYUNLARI

1- REVERSI 5+



2- MANGALA



3- QUARIDOR



4- ABALON 7+



5- GOBLET 7+



6- STORY CUBES 6+





7- SET 8+



8- PANIC LAB 8+



9- QUARTO 8+



10- SUDOKU 3-8



11- RUSH HOUR 3-8



12- KATAMINO 3-8



13- APARTMANLAR 5+



14- DEV TANGRAM



15- RENKLİ BARDAKLAR 5+



16- BİL BAKALIM KİM



17- UNO 5+



18- BİR MASAL UYDUR



19- DEDEKTİF 3+



20-MONOPOLY JUNIOR

5+



21- MAKE N BREAK



22- AZ LAKIRTI BOL İLETİŞİM



23- ZINGO



24- TİK TAK BOM



# 23- AKIL OYUNLARI LINKİ

<https://www.mentalup.net/blog/5-yas-zeka-oyunlari>



The screenshot shows the MentalUP website interface. At the top left is the MentalUP logo, and at the top right is a language selector set to 'TR' and a green button labeled 'UYGULAMAYA GİT'. The main content area features a purple background with the following text:

**En Güzel 5 Yaş Zeka Oyunları MentalUP'ta!**

Pedagog Onaylı 100+ Oyun

[OYUNLARI AÇ](#)

On the right side of the screenshot, there is a cartoon character with orange hair and glasses, pointing towards a smartphone displaying a game interface. The phone is surrounded by various educational icons like a grid, a globe, and a book.

# MİNİK TEMA EVİMİZ DÜNYA OYUNU

[http://www.tema.org.tr/web\\_14966-2\\_1/evimizdunyaoyun/game.html](http://www.tema.org.tr/web_14966-2_1/evimizdunyaoyun/game.html)



# MAKER ÇOCUK ATÖLYESİ

(5-6 YAŞ)



Online maker çocuk  
kulübü çalışmaları



<https://www.makercocuk.com/>

<https://www.makercocuk.com/5-7-yas-maker-programi/>

# OKUMA YAZMA ÇALIŞMALARI ÖNERİLERİ

## GÖLGE ÇİZİMLERİ



## SES ÇALIŞMALARI



## LABİRENT ÇALIŞMASI



## ALFABE OLUŞTURMA



# OKUMA YAZMA ÇALIŞMALARI ÖNERİLERİ

## GÖRSEL DİKKAT



## TAŞLARLA HARF EŞLEŞTİRME



## SAYI SAYMA / SIRALAMA




## TAŞLARLA SAYI YAZMA





# OKUMA YAZMA ÇALIŞMALARI ÖNERİLERİ

## GÖRSEL DİKKAT



## ŞEKİL EŞLEŞTİRME



## GÖLGE ÇİZME



# SANAT ETKİNLİKLERİ VE ORIGAMI ÇALIŞMALARI

## ORIGAMI

Kurbağa:

<https://www.youtube.com/watch?v=KVpH1Sm34gw>

Kedi:

[https://www.youtube.com/watch?v=SE\\_bMSU4zMc](https://www.youtube.com/watch?v=SE_bMSU4zMc)

Balık:

<https://www.youtube.com/watch?v=sLXB7EOI5MI>

# DENEY ÖNERİLERİ

<https://www.youtube.com/watch?v=4MHn9Q5NtdY>

[https://www.youtube.com/channel/UCc\\_-hy0u9-oKINdMKHBudcQ](https://www.youtube.com/channel/UCc_-hy0u9-oKINdMKHBudcQ)

<https://www.youtube.com/watch?v=LN34TM1si1Q>

[https://www.youtube.com/watch?v=tW\\_J0xxklk4](https://www.youtube.com/watch?v=tW_J0xxklk4)

<https://www.youtube.com/watch?v=pAXJPw0LLfk>



# DENEY ÖNERİLERİ

<https://www.youtube.com/watch?v=hGwG--GZEfw>




<https://www.youtube.com/watch?v=Xisj8PBDTRw>

<https://www.youtube.com/watch?v=nkruWsAFaHo>




<https://www.youtube.com/watch?v=CCxbl1qRsWY>








# KİTAP ÖNERİLERİ








# KİTAP ÖNERİLERİ



# KİTAP ÖNERİLERİ



# KİTAP ÖNERİLERİ





# EĐİTİCİ VIDEO VE FİLM ÖNERİLERİ

Sevimli Dostlar Ses Çalışmaları Videoları

[https://www.youtube.com/results?search\\_query=sevimli+dostlar+sesler](https://www.youtube.com/results?search_query=sevimli+dostlar+sesler)

Sihirli Okul Otobüsü(Netflix family)

<https://www.youtube.com/watch?v=KdY2INePeig>

Nat Geo Kids Belgeselleri:

<https://www.youtube.com/watch?v=Aw6GkiCvcWs>





# ÇEVKO ÇOCUK ÇEVRE KORUMA, ANİMASYONLAR, KİTAPLAR, OYUNLAR

<https://www.cevkococuk.org/>

## Oyunlar

ÇEVKO Koş ve Zıpla  
Oyunu



ÇEVKO Balıkları Kurtar  
Oyunu



ÇEVKO Atık Merkezi  
Oyunu



ÇEVKO Atık Basketbolu  
Oyunu



ÇEVKO Atıkları Yakala  
Oyunu



ÇEVKO Boyama Oyunu



ÇEVKO Geri Dönüşüm  
Oyunu



# EVDE OYNAYABİLECEĞİMİZ OYUNLAR



**ÇORAPLA BASKETBOL OYUNU:** Bantla yere bir çizgi çekilir, uzakta olan sepete çoraplar atılır.

**EVDE SEK SEK:** Elektrik bantları kullanarak yere seksek yapılır.

**YAPBOZ SAKLAMBACI:** Yapboz parçaları evin farklı yerlerine saklanır.

**HARFLERE İSABET ETTİRMECE:** Post it'lerle kapiya öğrenilen harfler asılır. Çorapla istenen harfe isabet ettirmeye çalışılır.

**BALONA ZIPLAMA:** Kapiya bir balon asılır, zıplayarak balona değmeye çalışılır.

**İSİM BULMACA:** Aile üyelerinin ismini yazıp her isimden kaç tane olduğunu bulmaya çalışalım.

**KAŞIKLA YUMURTA TAŞIMA:** Tabakların içindeki oyuncak yumurtalar kaşık yardımı ile boş kaba aktarılır.



# ENGLISH ONLINE GAMES, APPS AND LINKS

**British Council Kids**

<https://learnenglishkids.britishcouncil.org/>

**Education.com**

<https://www.education.com/games/kindergarten/>

**Super Simple**

<https://supersimple.com/>

**Brainzy**


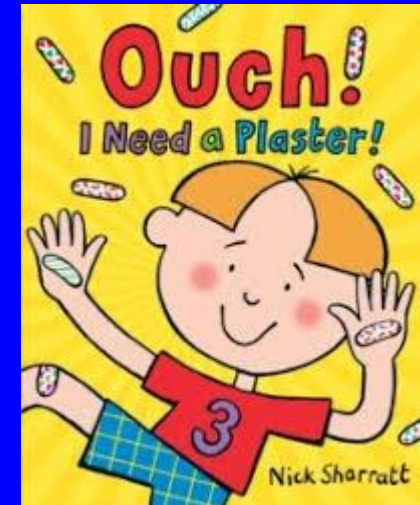

<https://www.education.com/games/play/#choosePlayer>

**Curious George**

<https://pbskids.org/curiousgeorge/>





# ENGLISH

## STORY BOOK RECOMMENDATIONS!





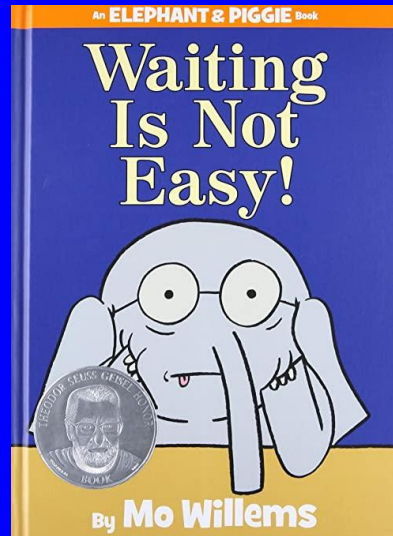





# ENGLISH

## STORY BOOK RECOMMENDATIONS!



# ENGLISH

## STORY BOOK RECOMMENDATIONS!



# ENGLISH ACTIVITIES

Make and decorate a  
colourful kite



Painting with Bubbles



Water Game Olympics





# ENGLISH ACTIVITIES

## Tie Dye T-Shirts

## Make Wind Chimes



# ENGLISH ACTIVITIES

**Make a box road &  
draw your own city**



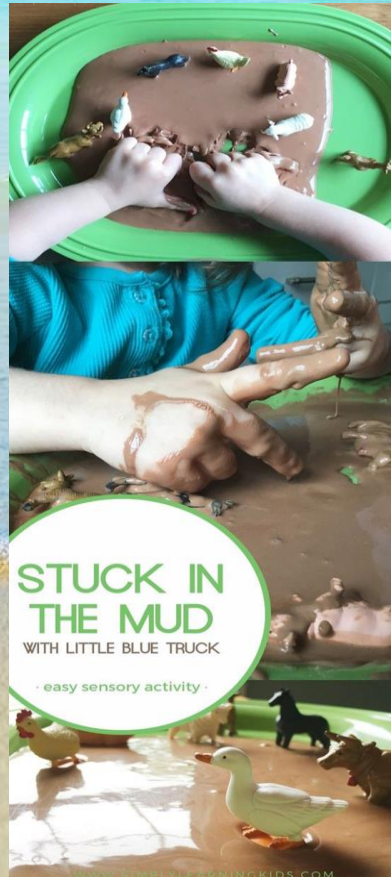
**Make a tower with  
paper/plastic cups and  
count how many you can  
use the most**



Wash the dishes  
sensory game

# ENGLISH ACTIVITIES


Coloured ice painting-fill the ice cube  
holder with coloured water wait for it  
to freeze and then paint



Cornflour play-you can  
add some colour and  
pretend mud play

# ENGLISH ACTIVITIES

## Blow painting with straws



Make your own jigsaw puzzle:  
choose a picture, glue it on a  
cardboard, put the puzzle  
image-side down, draw the  
template, cut out the pieces.



# ENGLISH ACTIVITIES

Make a summer  
sensory bottle



Stone painting



Make your own playdough  
by mixing flour, oil, salt,  
cream of tartar, boiling  
water, and food colouring



# ENGLISH ACTIVITIES

## OUTDOOR ACTIVITIES

**WATER BALLOON TAG:** One kid starts off as “It” and the rest of the kids run away. The kid who is ‘ it” tries to hit the others with a water balloon. If the balloon bursts the kid is out, if it does not burst anyone can pick it up and that person is “IT”.

**TEAM HOT,COLD, WARM GAME:** Teams play against each other to find objects hidden by their own player and that player has to guide his teammates to find the object by using only “HOT COLD WARM” as means of communication. First team to find the object wins.

**WATER BALLOON 4 CORNERS GAME:** 4 corners are created. One kid is facing away from the corners while other kids are in the middle. Child counts to 5 and all the kids scatter going to other corners. Once 5 is reached, child says the name of a corner ex. Spring summer autumn winter, child says winter, and throws the balloon at that corner targeting any kid in that corner.

**MODEL PAINTING ANONYMOUS:** Friend or family can play together. Randomly, one name is chosen by everyone and keep it a secret. Afterwards everybody will pose for the person that they don't know who has them. Everyone will paint the person whose name they picked. When everyone is done painting. They will all give that painting to the person whom they painted.

# ENGLISH ACTIVITIES

## FUN WITH BUBBLES

<https://youtu.be/ZR8YVRoWbG0>



## WHICH ONE IS IT GAME

<https://youtu.be/f67aZp4LOzI>



## EXERCISE WITH STEFOGA

[https://youtu.be/ooH0Df\\_3XH0](https://youtu.be/ooH0Df_3XH0)



## TURKISH TRADITIONAL OUTDOOR GAMES

<https://youtu.be/0GPzk-Zkup4>



# ENGLISH GAME

## PUZZLE STICKS



- Put five craft sticks side by side.
- Draw or stick an animal picture that covers all five sticks.
- Then separate the sticks and mix them
- Try to put the sticks back in the correct order to make the picture look straight again.
- You can use timer and try to complete the puzzle in a certain amount of time.

\*Animal song:

[https://www.youtube.com/watch?v=\\_Wp0yZnR\\_FM](https://www.youtube.com/watch?v=_Wp0yZnR_FM)



# ENGLISH GAME

## SHADOW TRACING

Put a paper on the ground and place a toy or a little furniture next to the paper. Make sure the shadow of the object falls on the paper. Use a pencil or marker to trace around the reflection of the shadow. Then colour the pictures as you wish.



Listen to the shadow song as you colour.

<https://www.youtube.com/watch?v=9ne6J0aXvfs>



# ENGLISH GAME

## PAPER FISH FUN

- Trace your hand on a colorful paper
- Cut out the hand shape and decorate it with some buttons or beads.
- Draw or stick the eye and the mouth
- Put a stick under the hand fish
- Listen to the song in the link below and dance with your paper fish.



<https://www.youtube.com/watch?v=dg0cQtVisLw>

Note: you can prepare ten different coloured fish to be able to count to ten as in the video.



# ENGLISH GAME



## DINOSAUR FOOTPRINT

Paint your child's foot with green paint and have them stamp it on white paper.

Paint the other foot and have them place it down so it looks like sideways V.

Draw sharp teeth inside the mouth and stick a google eye. (or colour the eye if you don't have google eyes)

Have your child listen to the dinosaur song and dance with the dinosaur picture in his/her hand.

Dinosaur song link:

<https://www.youtube.com/watch?v=yQgy6U4bmqM>

# ENGLISH GAME



## PAPER BEE

- First make a colorful base for the bee.
- Then make a yellow paper roll for the bee's body.
- Stick or draw black stripes on the body and stick the body on the base.
- Make a smaller yellow paper roll and stick it as the head.
- Stick or draw eyes of the bee and stick two antennas that are made out of paper or wire above the head of the bee.
- Cut out two wings out of white paper and stick them on the sides of the bee.
- Cut out a stinger (a thin triangle) out of black paper and stick it under the bee's body.

Listen to the song in the link below:

[https://www.youtube.com/watch?v=bWUgZm\\_AE64](https://www.youtube.com/watch?v=bWUgZm_AE64)





# MÜZİK

AHTAPOT ŞARKISI:

<https://www.youtube.com/watch?v=Zi2X6uRjNeM>

RİTİM ÇALIŞMASI

<https://www.youtube.com/watch?v=um0aM4rhcgg&t=19s>

RİTİM ÇALIŞMASI

[https://www.youtube.com/watch?v=smnsu\\_BzNnM](https://www.youtube.com/watch?v=smnsu_BzNnM)

KEMAN İLE İLGİLİ MINI VIDEO

<https://www.youtube.com/watch?v=ClsluZ6hja0>





# DRAMA

## YARATICILIK OYUNU

Kağıt tabağa yapıştırılan kulaklarla ve çizilen yüz ile bir hayvan oluşturulur. (Çoğunlukla fil...) Çorap da bunu tamamlar. Seslendirme ve canlandırmalar yapılır.

## ŞEHİR OLUŞTURMA

Çocuklar evlerindeki oyuncakları ile kendilerine harika bir şehir oluşturabilirler..



# DRAMA



## NEFES VE KONTROL OYUNU

Pipetle ponponlara üfleyen oyuncu, alandan çıkmadan ponponuyla kaleye ulaşmaya çalışır.

# GÖRSEL SANATLAR

- \* Oyun hamurları ile renkli kıyafet tasarımları,
- \* Plaka tekniđi ve sucuk tekniđi ile serbest alıřmalar,
- \* Bir obje seip oyun hamuruyla objenin benzerini alıřma,
- \* Plakalar zerine aile bireyleri ve đretmenlerinin portre alıřmaları,
- \* đrencilerin sevdikleri bir masal seip o masalın kahramanlarını ve masalın getiđi mekanı resmetme alıřması,
- \* Plaka tekniđi ile hayvan alıřmaları







# KODLAMA VE ROBOTİK



Yaz tatilinde de  
Kodlamaya devam :)

## KODLAMA

Scratch3r  
Code Monkey Jr  
Code.org  
Coding For Kids  
Firefighter  
Code Spark  
Lightbot  
Run Marco  
Kodable  
Box Island



## EĞİTSEL OYUN

ABCya.com  
Funbrain.com  
Connect The Dots



## ROBOTİK

Clementoni  
Mind



## KİTAP ÖNERİSİ

Okul öncesi  
Algoritmik Düşünme  
ve Kodlama'ya Giriş  
Etkinlikleri  
Pusulayayın



AYAZAĞA IŞIK ANAOKULU

Kodlama Öğretmenleri  
Mervenur YILDIZ  
Ayşe Gül YILMAZ

SATRANÇ

<https://www.chesskid.com/tr/>





AYAZAĐA IŐIK ANAOKULU

**Sađlıklı ve mutlu bir yaz dileriz.**

